

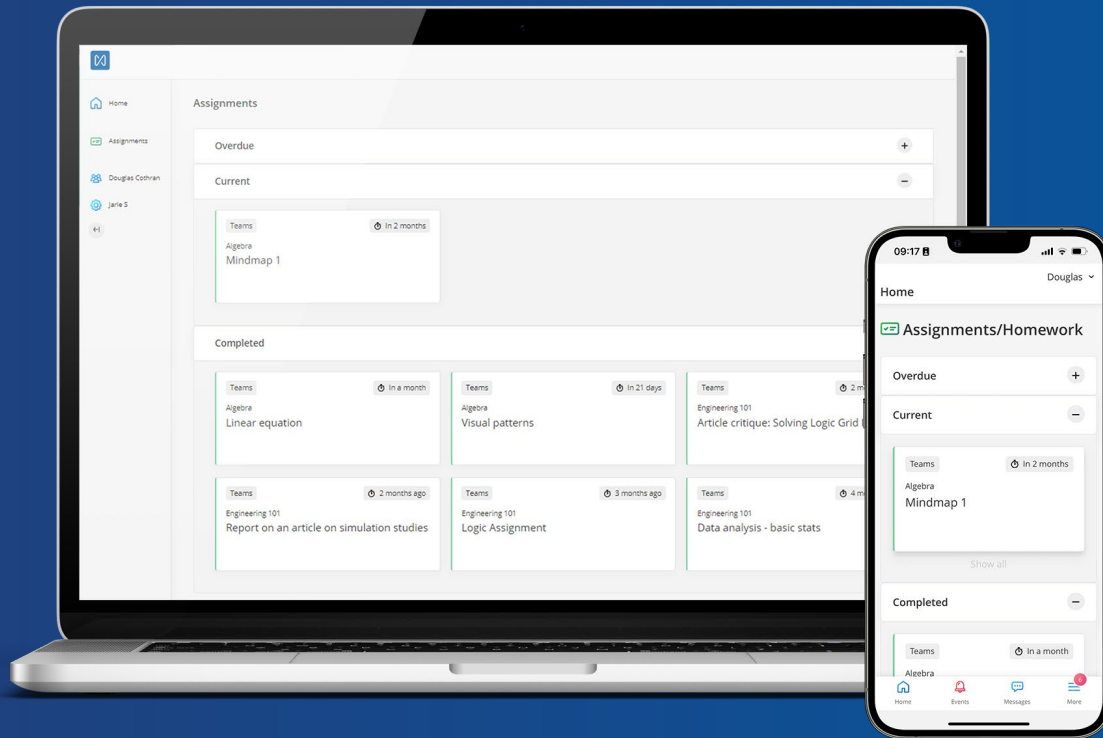


Access your child's assignments with Haldor Homework

Haldor Homework is the app that gives you access to your child's homework and other assignments directly from your computer, tablet or phone.

The app lets you keep track of when homework is set and due, see the status of the homework, and any feedback or assessment given from the teacher.





Access Haldor Homework
in any browser!

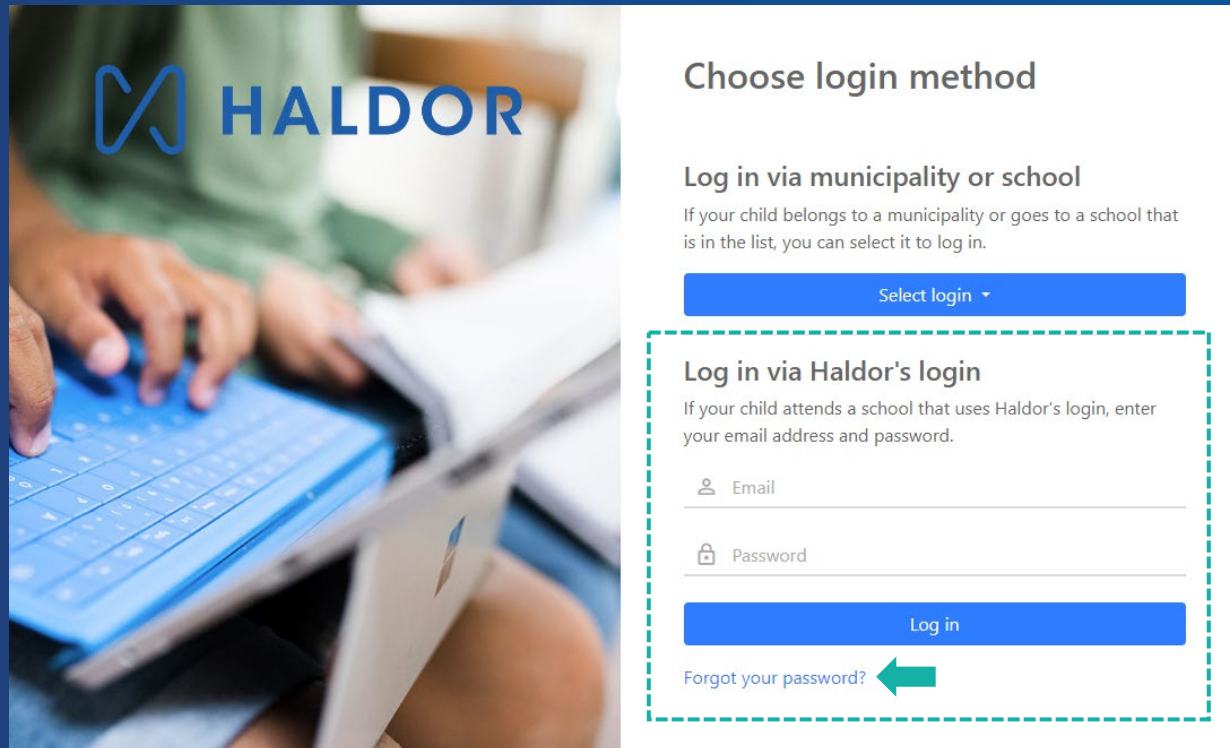
Or download the mobile
app **Haldor Parent**
from AppStore or
Google Play.

Haldor Homework gives you:

- One dashboard for instant and easy access to homework, assignments, feedback and assessments.
- An overview of when the homework is due and if it's been submitted on time, submitted late or not submitted at all.
- Access to Microsoft's Immersive Reader which makes it possible to translate the homework to any chosen language.

How to use Haldor Homework

To access Haldor Homework, open a browser and go to parent.haldoredu.com



HALDOR

Choose login method

Log in via municipality or school
If your child belongs to a municipality or goes to a school that is in the list, you can select it to log in.

Select login ▾

Log in via Haldor's login
If your child attends a school that uses Haldor's login, enter your email address and password.

Email

Password

Log in

[Forgot your password?](#) ←

Log in for the first time

The first time you use Haldor Homework you have to create a password for your Haldor-account.

1. Click on **Forgot your password?**
2. Enter your email and click **Submit.**
3. You will receive an email with a link where you can **create a personal password.**

If you haven't received the email, please check the junk mail folder!

4. When you have chosen a password, go to parent.haldoredu.com or download the **mobile app Haldor Parent** and log in using your email and new password.

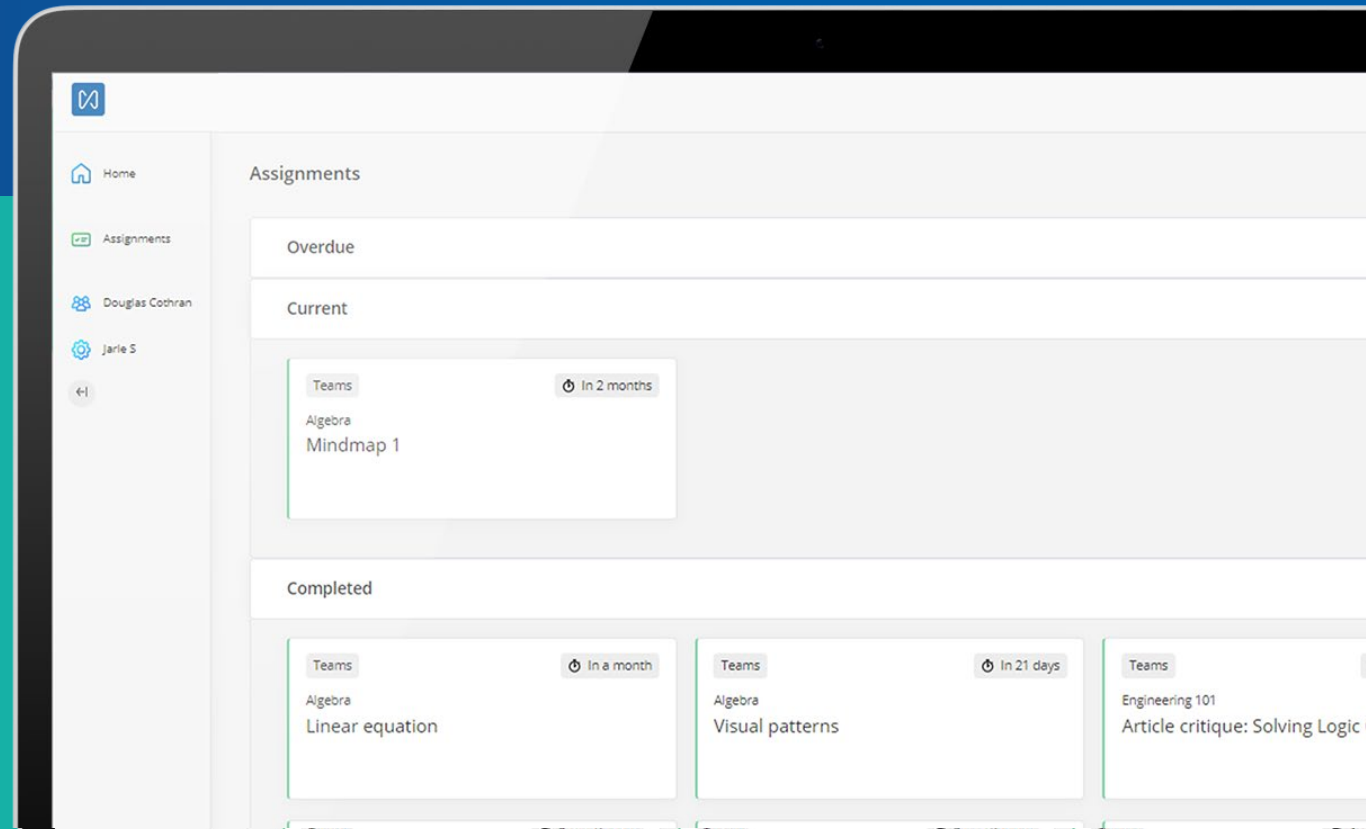
Access Homework Anytime, Anywhere

Once logged in from your phone, tablet or computer, you have real-time access to your child's assignments and any feedback.



Do you have more than one child at the same school?

No problem, you can easily switch between your children and their individual homework by clicking your child's name.



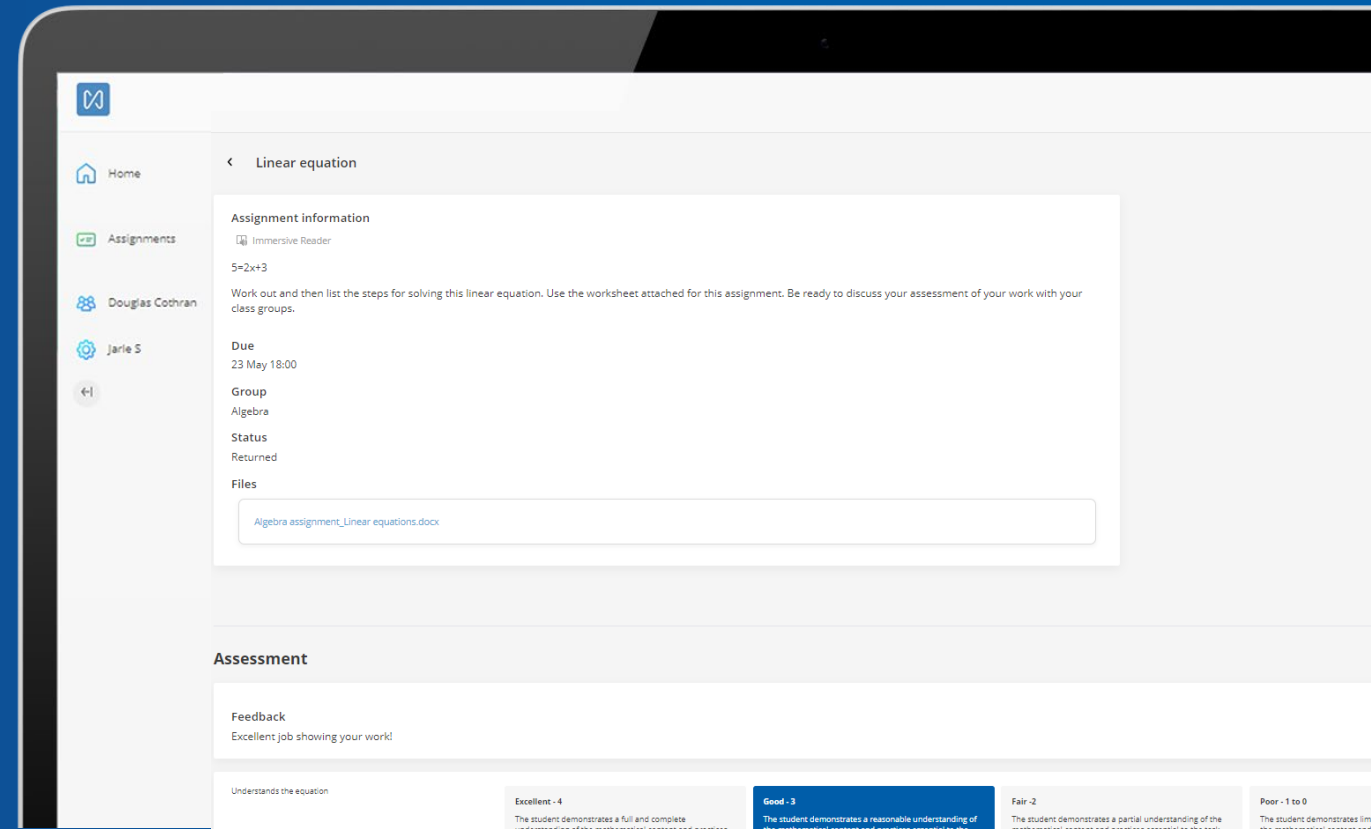
Get access to feedback

See assessments on **completed assignments**.

For example:

- Feedback
- Rubrics
- Points

If no assessment is visible, the teacher has chosen to provide feedback through an alternative method rather than using Teams.



The screenshot shows a Microsoft Teams interface for an assignment titled "Linear equation". The left sidebar includes navigation options: Home, Assignments, Douglas Cochran, and Jarle S. The main content area displays the assignment details:

- Assignment information**
- Immersive Reader icon
- Equation: $5=2x+3$
- Instructions: "Work out and then list the steps for solving this linear equation. Use the worksheet attached for this assignment. Be ready to discuss your assessment of your work with your class groups."
- Due**: 23 May 18:00
- Group**: Algebra
- Status**: Returned
- Files**: Algebra assignment_Linear equations.docx

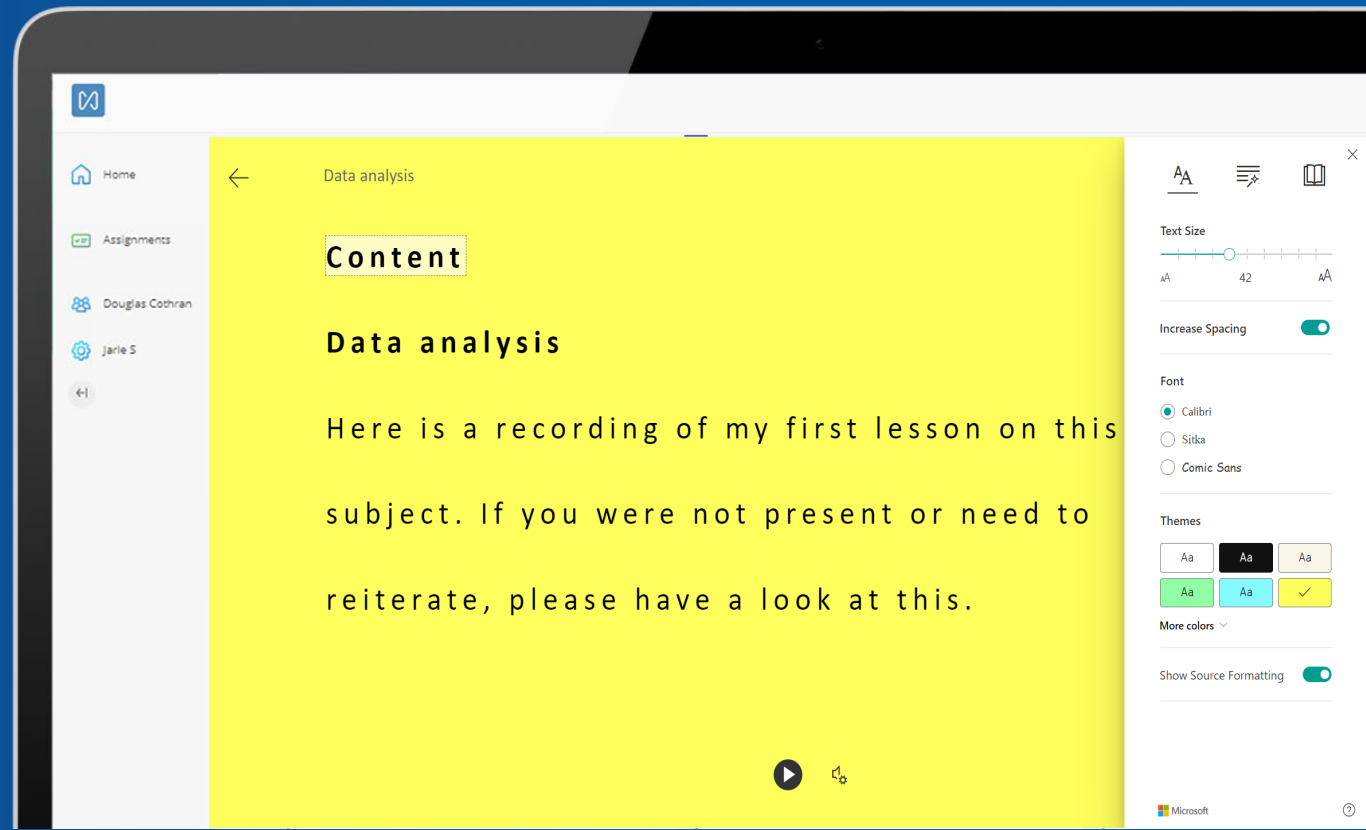
Below the assignment details is an **Assessment** section with a **Feedback** field containing the text: "Excellent job showing your work!". At the bottom, a rubric is partially visible, showing a "Good -3" rating selected for the criterion "Understands the equation".

Makes learning accessible for all

Microsoft's Immersive Reader is available as a built-in tool.

With this tool, you or your child can have text translated and read aloud.

There is also the option to change the font size, font style, line spacing, and background color.



Do you have any questions?

Use [Haldor's Knowledge Base](#) for instructions on how to use Haldor Homework.

If you are having trouble logging in, **please contact your school.**